

DIAMOND 200  
SERIES



*Wharfedale*

**WHAT HI\*FI?**  
SOUND AND VISION






"...quite simply they are one of the best budget speakers around."  
What Hi-Fi review, October 2014

**WHAT HI\*FI?**  
AWARDS 2014

Diamond 220  
Best Stereo Speakers up to £200







# Heritage

Britain has long been recognised as being the home of loudspeaker technology in terms of innovation and quality. Gilbert Briggs' first loudspeaker was manufactured in 1932 through a passion for music and an ear for detail – in a sleepy little market town of Yorkshire Wharfedale was born. After winning multiple awards, his work is still much admired and respected throughout the hi-fi world today and our speakers are still driven by the same passion for music.

Wharfedale's Diamond series has a long history of achievement. The first Diamond was born in 1982 in the form of a rear ported hi-fi speaker. A combination of a 19mm dome tweeter, 120mm long throw polypropylene bass/mid driver and a simple yet highly effective crossover in a compact hi-fi speaker took the industry by storm. The speaker produced an impeccable stereo image, quickly becoming a best seller and a permanent fixture in the Wharfedale product range. Since then, every Wharfedale Diamond Series has been a best-seller.

From 1982 Wharfedale Diamond has meant one thing – impeccable performance at an affordable price. Today we are pleased to bring you the latest series of loudspeakers from Wharfedale that aspires to this tradition – Diamond 200.

# Diamond Re-Engineered

The Diamond 200 boasts the latest in hi-fi technology to produce a thoroughly enjoyable listening experience. Foremost in the design criteria for Diamond 200 is the ongoing research into loudspeaker driver sound quality. The Diamond Series utilises our famous woven Kevlar® cone drawing influence from the flagship Jade Series. Semi-elliptical 'break-up' areas on the Kevlar® woofer smooth the response through the audible range and the cone edges are treated with a unique diamond pattern moulding.

For Diamond 200 series Wharfedale's engineers have refined and updated this design and drive unit motor systems have been redefined with more power with greater efficiency. Larger magnets for instance on the Diamond 220 create a greater sensitivity compared with previous loudspeakers.

The treble unit uses a sheer fabric dome and advanced ferrite magnet system, surrounded by a carefully crafted wave guide that encourages outstanding midrange performance too.







# Improved Cabinet Construction

Cabinet materials have taken a leaf out of the extensive research that resulted in the advanced Jade series. Even the appearance is improved with new, lacquered front baffles and cosmetically enhanced veneers.

Cabinet walls and internal bracing developed using Wharfedale's latest 'Virtual Speaker' software, with the help of Delayed Cumulative Spectral Analysis that ruthlessly reveals panel coloration in all its forms. Using this technique Wharfedale engineers updated the cabinet combining layers of particle board and MDF bonded in a unique structure to damp annoying High-Q resonances and block internal sound leakage. The effect is that the 'noise' from cabinet walls is buried more than 35dB below the driver output. The same computer modeling also assists in fine tuning the crossover while ensuring the speaker projects both on and off-axis for an enjoyable, room-filling experience.







Wharfedale

## Slot-loaded Distributed Port

Exiting at the base of the speaker cabinet, the reflex port is loaded by a slot created by the plinth. This equalises the air pressure to mimic that inside the cabinet allowing smooth transition between the pressure variation in the cabinet and the low frequency sound developed in the room.











# Tuned For Your Living Room

Hundreds of hours of listening tests have resulted in refinements to the crossover systems to yield greater attack, dynamics and musical enjoyment in conjunction with the neutrality and startling realism that is a Wharfedale tradition. Although computer modeling is a valuable tool in modern loudspeaker production, it is a combination of our engineers experience and passion for music that results in such an enjoyable loudspeaker.

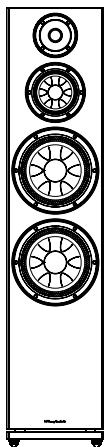
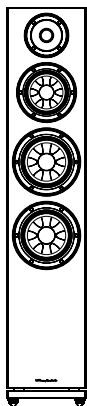
In the final evaluation weeks are spent fine tuning the acoustic performance using a wide variety of music in Wharfedale's five listening rooms, each of which mimics the kind of domestic environments the Diamond Series are likely to be used in. Only when the acoustic tests are deemed truly satisfying are the loudspeaker designs signed-off for production, ensuring that each speaker model fulfils its eventual owner's dreams of musically enjoyable reproduction from Britain's Most Famous Loudspeakers.



## SPECIFICATIONS:

Model	210	220	230
General description	2-way bookshelf speaker	2-way bookshelf speaker	2.5-way floorstanding speaker
Enclosure type	bass reflex	bass reflex	bass reflex
Transducer complement	2-way	2-way	2.5-way
Bass driver	100mm Woven Kevlar® Cone	130mm Woven Kevlar® Cone	165mm Woven Kevlar® Cone
Midrange driver			165mm Woven Kevlar® Cone
Treble driver	25mm Soft Dome	25mm Soft Dome	25mm Soft Dome
AV shield	No	No	No
Sensitivity(2.83V @ 1m)	86dB	86dB	88dB
Recommended amplifier power	15-75W	25-100W	25-150W
Peak SPL	90dB	95dB	102dB
Nominal impedance	8Ω Compatible	8Ω Compatible	8Ω Compatible
Minimum impedance	4.1Ω	4.1Ω	3.7Ω
Frequency response (+/-3dB)	68Hz - 20kHz	56Hz - 20kHz	40Hz - 20kHz
Bass extension (-6dB)	58Hz	45Hz	37Hz
Crossover frequency	2.3kHz	2.2kHz	2.3kHz
Cabinet Volume (in litres)	3.2L	7L	35L
Dimensions (mm)			
Height (on plinth & spikes)	232mm	315mm	(938+25)mm
Width	143mm	174mm	196mm
Depth (with terminals)	(165+5)mm	(227+28)mm	(306+28)mm
Carton size	415x260x330mm	495x320x410mm	420x310x1060mm
Net weight	2.6kg/pcs	5.3kg/pcs	17.8kg/pcs
Gross weight	6.5kg/ctn	12.6kg/ctn	21.2kg/ctn
Finish	Rosewood /Walnut Pearl/White sandex/Blackwood Vinyl	Rosewood /Walnut Pearl/White sandex/Blackwood Vinyl	Rosewood /Walnut Pearl/White sandex/Blackwood Vinyl
Standard accessories			spike/spike seat
Optional accessories			





240	250	220C
3-way floorstanding speaker	3-way floorstanding speaker	2-way centre speaker
bass reflex	bass reflex	bass reflex
3-way	3-way	2-way
165mm Woven Kevlar® Cone x 2	200mm Woven Kevlar® Cone x 2	130mm Woven Kevlar® Cone x 2
130mm Woven Kevlar® Cone	130mm Woven Kevlar® Cone	
25mm Soft Dome	25mm Soft Dome	25mm Soft Dome
No	No	Yes
89dB	89dB	89dB
25-150W	25-200W	25-150W
102dB	110dB	95dB
4Ω	6Ω	8Ω Compatible
3.0Ω	3.1Ω	4Ω
40Hz - 20kHz	35Hz - 20kHz	60Hz - 20kHz
35Hz	32Hz	65Hz
470Hz & 2.7kHz	350Hz & 2.5kHz	2.3kHz
Mid internal 10.6L	Mid internal 8L	11.8L
Bass internal 37.2L	Bass internal 66.3L	
(998+25)mm	(1103+25)mm	(174+16)mm
204mm	250mm	470mm
(366+28)mm	(396+28)mm	(236+28)mm
480x320x1120mm	510x365x1225mm	560x3320x280mm
21.6kg/pcs	29.4kg/pcs	8.5kg/pcs
25.2kg/ctn	34.5kg/ctn	10kg/ctn
Rosewood /Walnut Pearl/White sandex/ Blackwood Vinyl	Rosewood /Walnut Pearl/White sandex/ Blackwood Vinyl	Rosewood /Walnut Pearl/White sandex/ Blackwood Vinyl
spike/spike seat	spike/spike seat	rubber feet centre base



*Wharfedale*

IAG House, 13/14 Glebe Road, Huntingdon, Cambridgeshire, PE29 7DL, UK  
Tel: +44(0)1480 452561 Fax: +44(0)1480 413403 <http://www.wharfedale.co.uk>  
IAG reserves the right to alter the design and specifications without notice. All rights reserved © IAG Group Ltd.  
Wharfedale is a member of the International Audio Group. CODE: WH14-BR0001